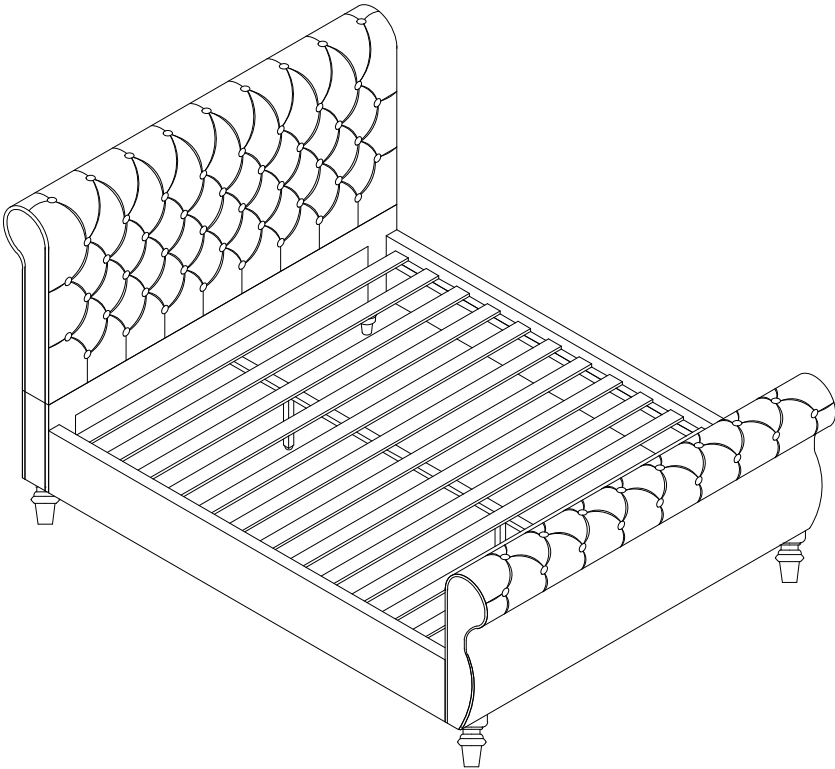


HULALA

H O M E



ITEM NO. BDLX0786-QB

NOTE:

This brochure contains IMPORTANT safety info. Please read and keep for future reference.

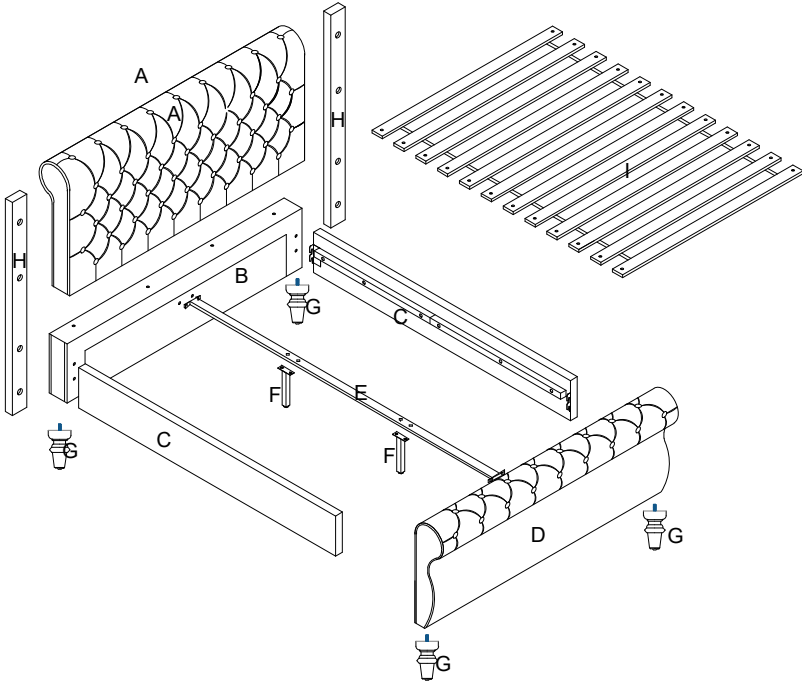
MAINTAINANCE AND WARNING

- 1.Keep furniture away from heat sources.
- 2.Do not clean furniture with harsh cleaner or polishes.Do not use detergents,solvents,abrasives,spray packs or leather cleaner. Use non-color mild soa with warm water to clean spills(Mix 1:10 soap to water).
- 3.Do not place furniture under direct sunlight,material will possibly fade over time.
- 4.Do not use on site dry cleaning machine.Children should not climb or jump on the furniture.
- 5.Do not write on furniture that is not protectedby a padded barrier.
- 6.Not for commercial use,only for residential use.



Weight Limitation
650 LBS

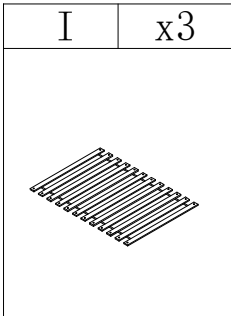
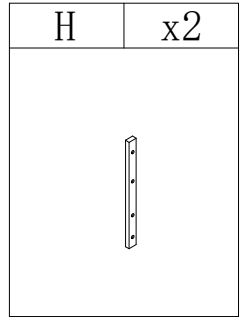
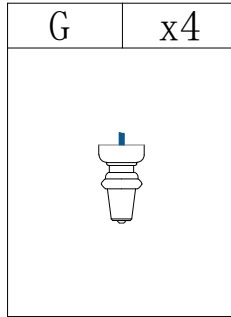
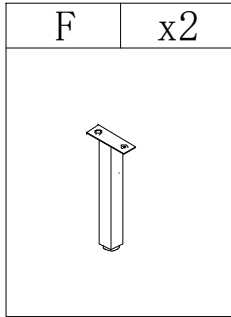
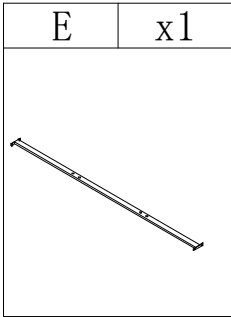
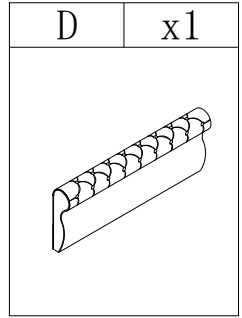
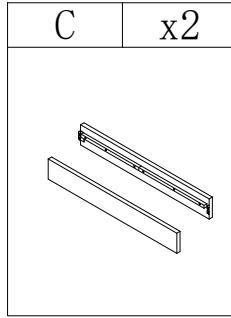
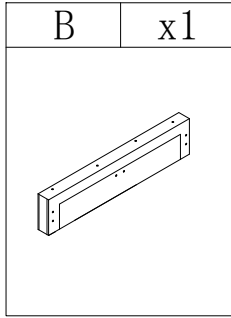
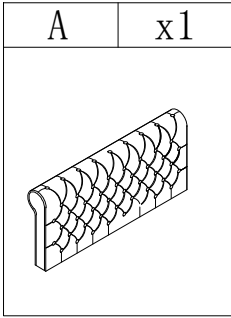
EXPLOSIVE VIEW











2PERSONEN

An icon consisting of two stylized human figures standing side-by-side, enclosed in a rounded rectangular border.




PARTS LIST









HARDWARE LIST

#1	x24	#2	x5	#3	x29	#4	x16	#5	x13	#6	x4
											
Ø5/16"*1-1/2"		Ø5/16"*2"				Ø5/16"*19MM		Ø5/16"*22MM		Ø5/16"	
#7	x24	#8	x4								
											
Ø3.5*25mm											

TOOL LIST

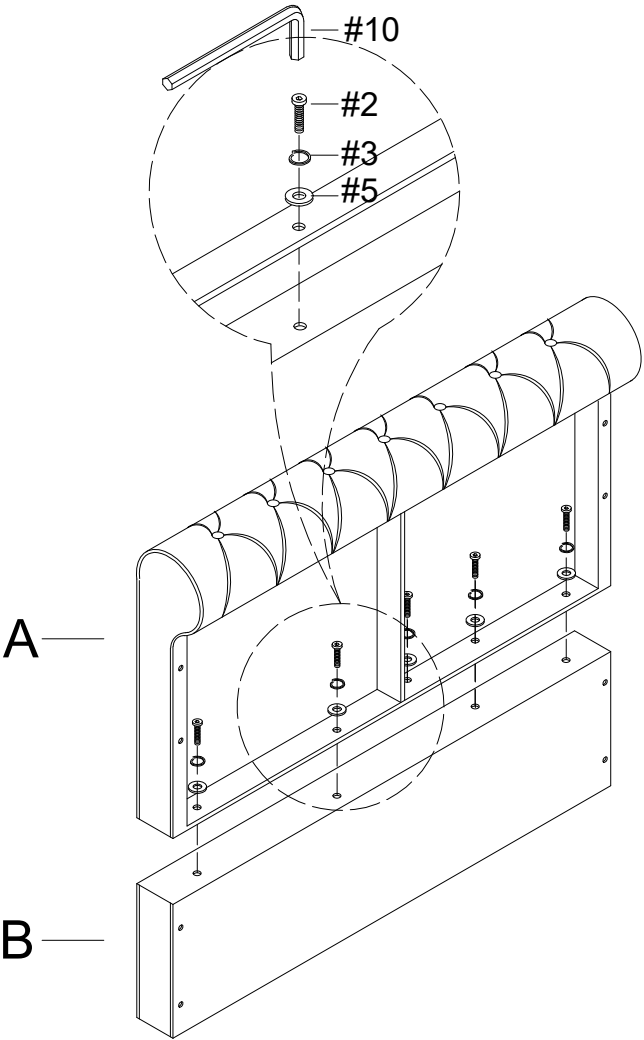
#9	x1	#10	x1	#11	x1
					
M4		M5		Provide for oneself	




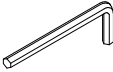
HARDWARE SPARE LIST

#1	x1	#2	x1	#3	x1	#4	x1	#5	x1	#7	x1
											
Ø5/16"*1-1/2"		Ø5/16"*2"				Ø5/16"*19MM		Ø5/16"*22MM		Ø3.5*25mm	

ASSEMBLY INSTRUCTIONS

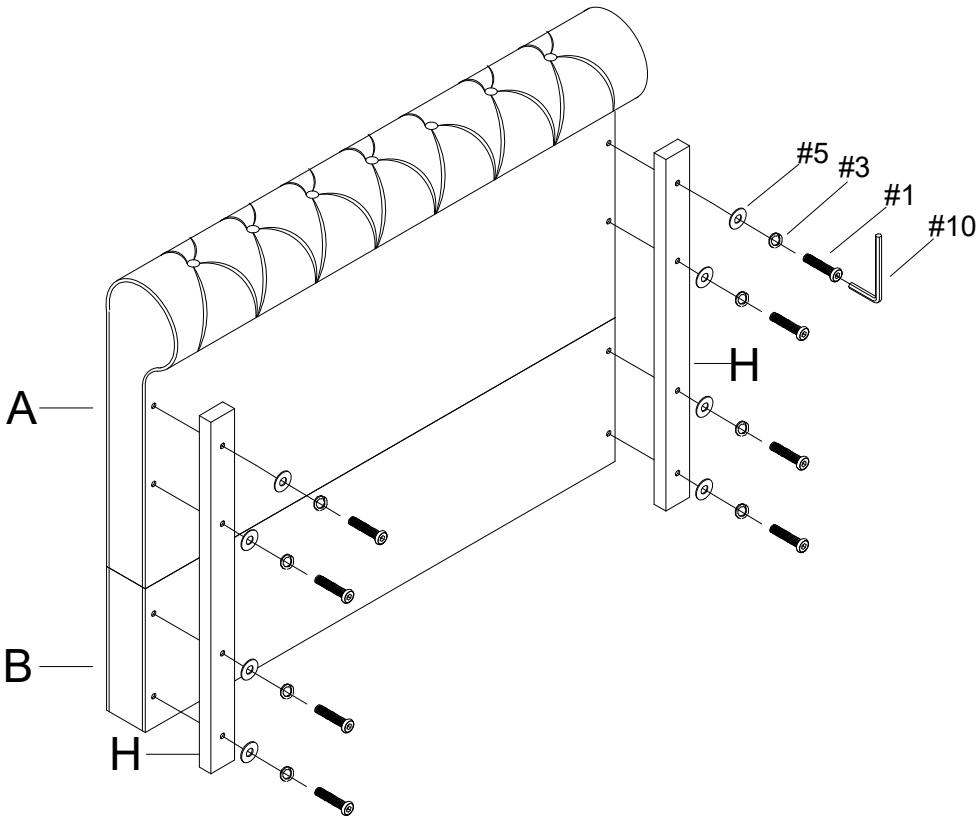
STEP-1






#2	x5	#3	x5	#5	x5	#10	x1
							
Ø5/16"×2"							


ASSEMBLY INSTRUCTIONS


STEP-2



#1	x8
	
$\text{Ø}5/16'' \times 1-1/2''$	

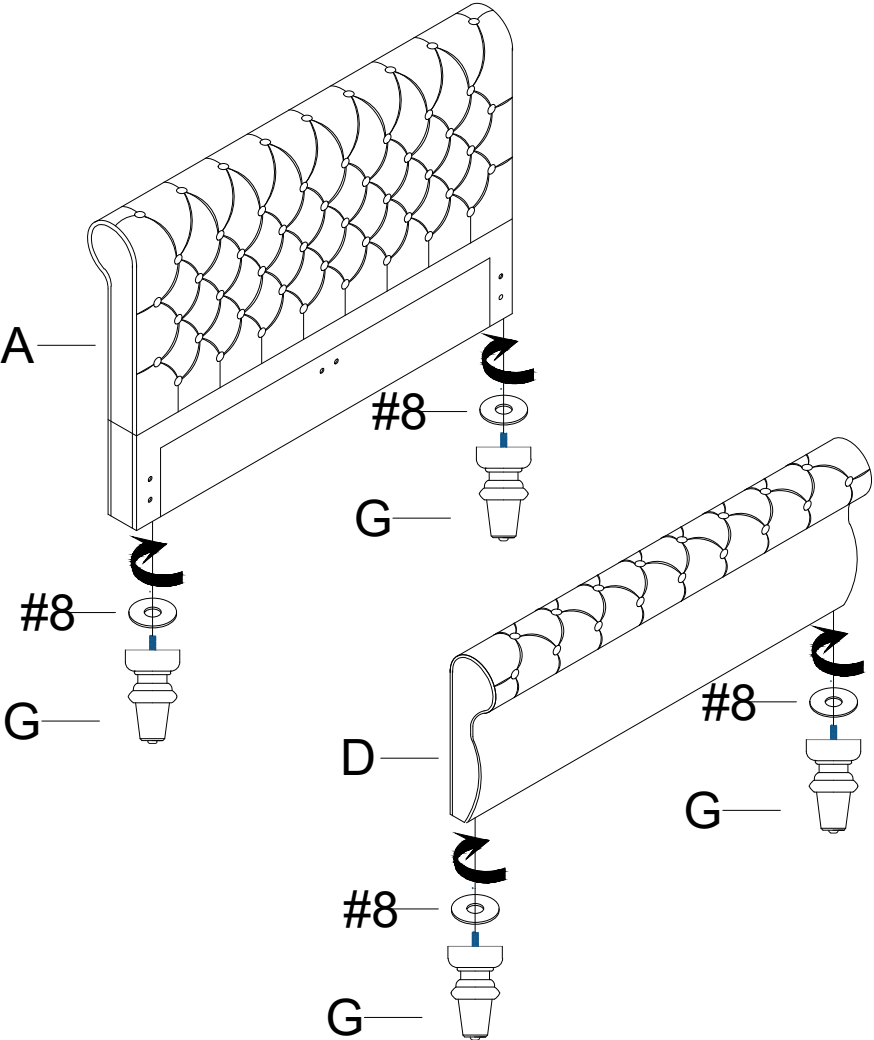
#3	x8
	
	


#5	x8
	

#10	x1
	

ASSEMBLY INSTRUCTIONS

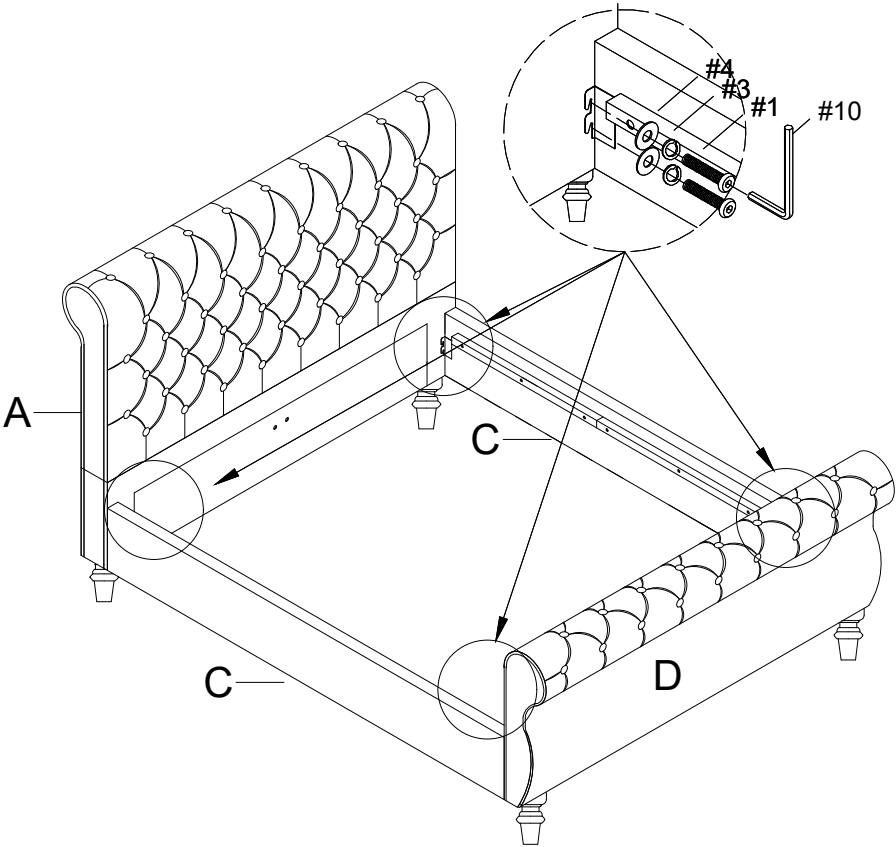
STEP-3





#8	x4
	


ASSEMBLY INSTRUCTIONS

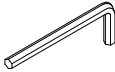
STEP-4



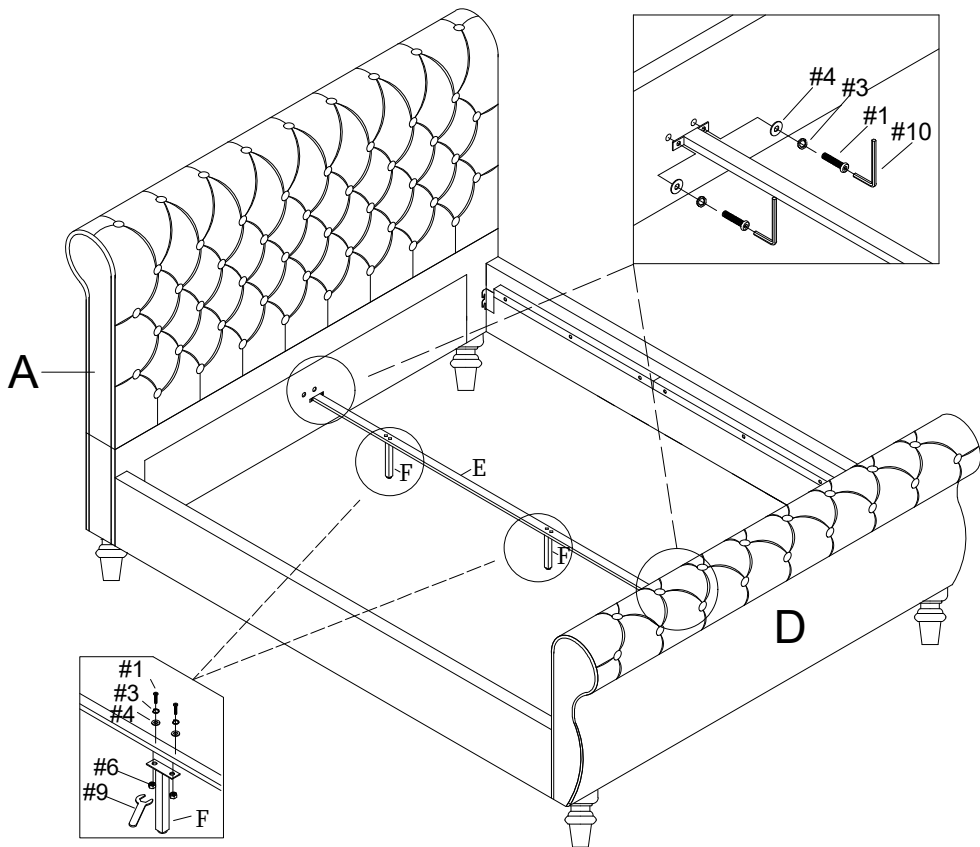
#1	x8
	
Ø5/16"*1-1/2"	






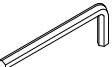
#3	x8
	

#4	x8
	

#10	x1
	

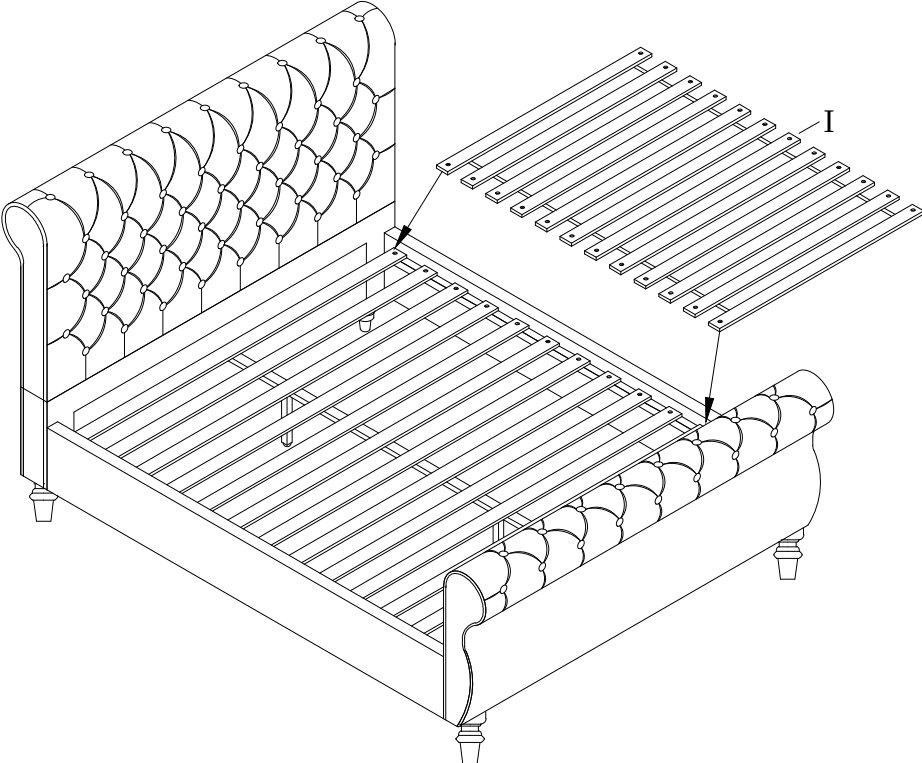
ASSEMBLY INSTRUCTIONS



#1	x8	#3	x8	#4	x8	#6	x4	#9	x1	#10	x1
											
Ø5/16**1-1/2"											

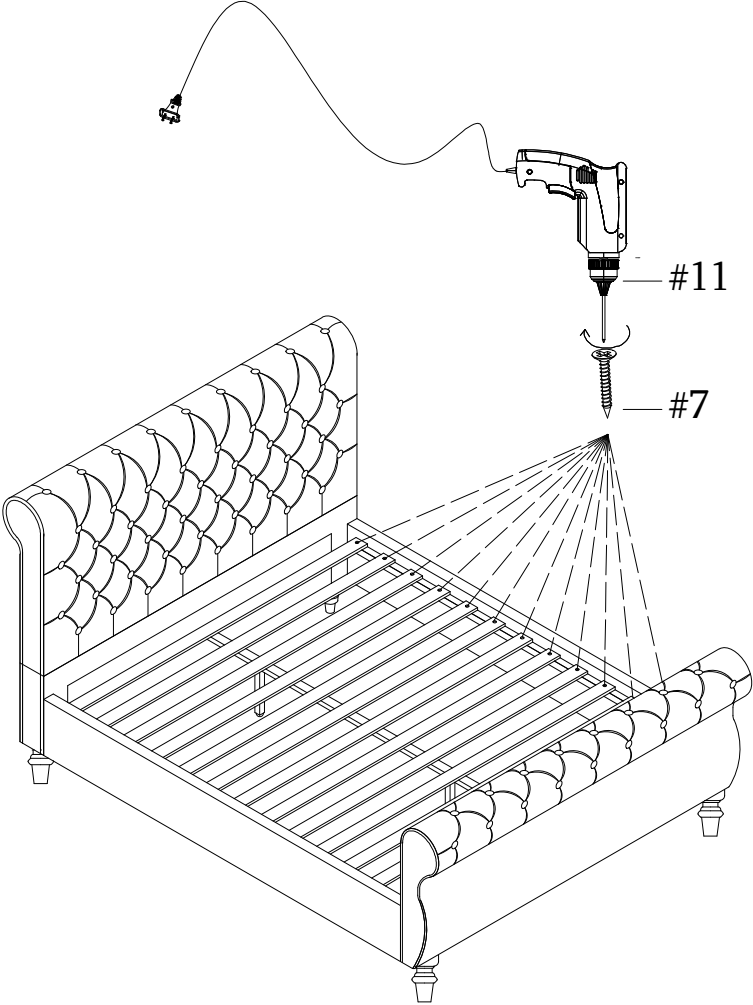
ASSEMBLY INSTRUCTIONS


STEP-6



ASSEMBLY INSTRUCTIONS

STEP-7



#7	x24
	
Ø3.5*25mm	

WARRANTY

1. We strive to offer high-quality products, and we also try our best to satisfy each and every customer that orders from us with product or service as needed.
2. We provide 30 days warranty starting from the time you receive the item. Each customer must provide a record of their order such as the order number, or item receipt for any items that are out of the warranty period you may also still receive.
3. Replacement parts by purchasing them with our company if they are available.

Are you having difficulty
With assembly? Missing parts?
Please send email with your order No to
customerservice@hulalahome.com
For return, please check the return policy with
the retailer or market place you bought from.

Appreciate your purchasing from us.
Pop up your life by our furniture piece!